




Parramatta State School



Information Booklet Years Prep, 1 and 2

2009

122 Mulgrave Road

Parramatta Park

Cairns Q 4870

Telephone: (07) 40428 111

Fax: (07) 40428 100

Email: the.principal@parramatss.eq.edu.au

This book provides only basic information
about
Parramatta State School.

If you have any concerns or queries, please do
not hesitate to contact us.



We look forward to
working with you and your child throughout
the year.

Welcome to Parramatta State School

A major step in a child's life is beginning school. The child looks forward to this with great enthusiasm. When you enrol your child in school, you, as a parent still have a vital role to play in the education of your child. To be successful and happy at school your child needs the support, of you the parents, the teachers and the school. Education involves the cooperation of child, teacher, school and parent.

You can do much to support your child at school:

- ◇ Have a positive attitude to the school and teachers.
- ◇ Ask your child about the school day.
- ◇ Take delight in the new knowledge your child acquires.
- ◇ Be proud of your child's new skills.
- ◇ Take time to learn together.
- ◇ Listen to your child and share the triumphs and problems.
- ◇ Let your child know you believe in him or her.
- ◇ Talk to your child's teacher, visit the classroom and become involved.
- ◇ Set aside time each day for Home Readers and Homework. Support their efforts to learn.

Above all, show your child you care.

I hope that you and your child find learning at Parramatta State School a rewarding and enjoyable experience. The teachers and I look forward to meeting you and working together with you for your child's benefit.

Paul O'Reilly

Parent Involvement and Communication



It is important for teachers to have regular contact with parents. We would like to encourage parents to come up to the classroom and talk about the children's progress and become involved in classroom activities.

We will try to keep you informed about what's happening through letters and notices. A school newsletter will be sent home each Tuesday.

Please feel free to write a note or contact us by phone if you have any concerns or queries.

Parent Teacher interviews are offered at the end of Term 1 and Term 3. Formal report to parents occurs at the end of Term 2 and Term 4.

It is important to let your class teacher know how your child is coming to and from school, and who will be picking them up. Arrangements should be made for 3 o'clock pick-up. Parents who are late must collect children from the office. Please make sure your child knows their 3 o'clock routine.



Excursions

From time to time students will be going on school excursions. We will let you know details in advance. You will be required to complete a "permission form" for your child to be involved. There will generally be a cost involved.



Homework


Year 1 students have homework when teachers deem it appropriate.

Year 2 students have homework each week

The homework is revision of what has been learnt during the week. It is a time for your child to practice their school work and for you to see what kind of work they are doing in class.

Home Reading Books are sent home regularly. Parents are encouraged to read these with their children. At first the children may not be able to read them unaided. Reading should be enjoyable and books should be looked after.

Throughout the year, the students will also be borrowing books from the library.



School Times

Monday to Friday

8:50am

School Starts. Students are not permitted in classrooms before their teacher arrives.

11:00 – 11:45

Big Lunch. Lunch in class groups under the supervision of the class teacher in the undercover area.

1:30 – 2:00pm

Afternoon Tea

3:00pm

School Finishes

Year 1 & Prep parents to pick up all children all year from the classroom


For the first few weeks of school it would be appreciated if parents could bring and collect their children from the classroom. If the person who regularly collects your child is unable to, please inform us by telephone or letter and advise who is to collect your child.



The First Days

To help your child settle into school, here are some useful hints:

- ◇ Point out the good things about school, such as reading, writing, songs, stories and making friends.
- ◇ Encourage your child to be responsible for his or her belongings. For example – carrying their own port and putting their own lunch away.
- ◇ Talk with your child about his or her day at school.
- ◇ Check your child's port regularly for newsletter, uneaten lunches, etc.



Attendance

It is important for children to attend school every day, except in extreme circumstances, such as illness, appointments and unavoidable situations. If your child is absent, please telephone the school or send a note of explanation. Or ring the absence line on **40428180**.

Should your child arrive late you must advise the office so a Late Slip can be given before attending class. If there is a need for your child to leave school early, an adult must come to the office and sign the child out before departing the school grounds.

Health Policies

We would advise you to keep your child at home if he or she is unwell. If your child is not well at school we will contact you as soon as possible, so that the child can be taken home. Please ensure that your current telephone number, address and emergency contacts are available at the office.

All sores, cuts and open wounds should be treated and covered before children come to school.

If it is necessary for your child to take medication during the day, the administration staff must be informed and the appropriate permission form filled out.

From time to time, head lice are prevalent in all schools. Please check your child's hair regularly. Special preparations for treatment are available from the chemist and Cairns City Council. Notes will be sent home if an outbreak occurs in the class.

The School Dental Unit will be operating during the school year.

School uniforms

Students are encouraged to wear the school uniform, including suitable footwear as outlined in the School Prospectus.

Hats and shoes are compulsory.

**Suitable footwear does not include thongs or scuffs.

Please Ensure All Items Are Clearly Named

Lost Property

Lost property is in a trolley outside the office. Year 1 also has a box outside their rooms.



What to Bring

- ◇ A bag or backpack to keep all belongings together.
- ◇ A hat. Students are not allowed to play outside without a hat. Encourage children to wear a hat to and from school and shoes must be worn always.
- ◇ Big lunch and afternoon tea. Alternatively, it may be ordered from the tuckshop before school.
- ◇ A spare change of clothes in case accidents occur.
- ◇ A paint shirt for messy activities.

A year booklist of school supplies is issued on enrolment.


In 2009 an annual levy of \$20 is being introduced. This levy will cover the total cost of basic consumables for your child throughout the whole year


Please ensure your child has all necessary items.



Tuckshop

The school tuckshop is open every day. We always need parent helpers – If you can spare any time your help would be greatly appreciated. A list of items for sale is available at the Tuckshop. Orders are to be written on envelopes or paper bags with the money enclosed and placed in the box provided before school starts. All orders must have your child's name, class and lunch order.





Beginner's Alphabet

Handwriting

At the beginning of Year 1 we will be stressing posture, correct pencil hold and left to right progression. The students will be doing patterns, tracings and experimenting with writing. Gradually they will learn to write each letter correctly.

Writing on lines will be introduced at a later stage of Year 1.

During Year 2, entries, exits will be introduced. This leads on to modern cursive writing or running writing. In Year 3 joins will be introduced.

The handwriting style we use is different from how you were taught. It is called Queensland Beginners Alphabet. Children will learn to use this style. You may want to keep a copy on the fridge to help you and your child learn this style of writing.

